









MSMDxxxM6-60 166 M6 cells half cut

360W-380W



KEY FEATURES

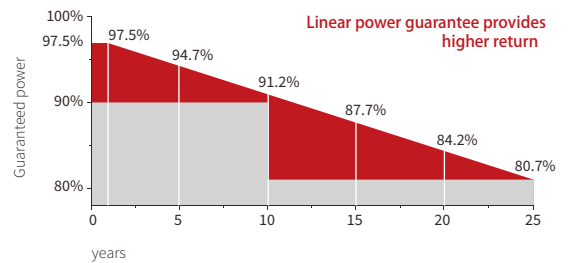
-  Class A fire resistant (possible on request)
-  Outstanding performance in low-light conditions
-  Low temperature coefficient (Pmax): $-0.35\% / ^\circ\text{C}$
- +5W** 0~+5W positive tolerance - to assure high output
-  Lower internal current, lower hot spot temperature
-  Cell crack risk limited in small region, enhance the module reliability
- PID FREE** Excellent anti-PID module design, TÜV SÜD certified
-  Certified to withstand high wind loads (3600pa) and snow loads (8000pa)
-  Salt mist and ammonia corrosion resistant

PRODUCT CERTIFICATES



WARRANTY

- Our linear power guarantee
- Standard linear power guarantee



15 years Enhanced product guarantee on product and workmanship

25 years Linear power output warranty

MSMDxxxM6-60

ELECTRICAL CHARACTERISTICS

STC	360	365	370	375	380
Maximum Power at STC (Pmax)	360 W	365 W	370 W	375 W	380 W
Optimum Operating Voltage (Vmp)	33.9 V	34.1 V	34.3 V	34.5 V	34.7 V
Optimum Operating Current (Imp)	10.62 A	10.71 A	10.79 A	10.86 A	10.95 A
Open Circuit Voltage (Voc)	40.5 V	40.7 V	40.9 V	41.2 V	41.4 V
Short Circuit Current (Isc)	11.35 A	11.42 A	11.49 A	11.56 A	11.63 A
Module Efficiency	19.73%	20.02%	20.28%	20.55%	20.83%
Operating Module Temperature	-40 °C to +85 °C				
Maximum System Voltage	1500 V DC (IEC)				
Maximum Series Fuse Rating	20 A				
Power Tolerance	0/+5W				

STC: Irradiance 1000 W/m², module temperature 25 °C, AM=1.5; Tolerances of Pmax, Voc and Isc are all within +/- 5%.

NMOT	360	365	370	375	380
Maximum Power at NMOT (Pmax)	270.7 W	274.3 W	278.2 W	282.1 W	286.5 W
Optimum Operating Voltage (Vmp)	31.6 V	31.8 V	32.0 V	32.2 V	32.4 V
Optimum Operating Current (Imp)	8.56 A	8.63 A	8.69 A	8.76 A	8.84 A
Open Circuit Voltage (Voc)	38.4 V	38.6 V	38.7 V	38.9 V	39.1 V
Short Circuit Current (Isc)	9.04 A	9.10 A	9.17 A	9.24 A	9.31 A

NMOT: Irradiance 800 W/m², ambient temperature 20 °C, AM=1.5, wind speed 1 m/s.

TEMPERATURE CHARACTERISTICS

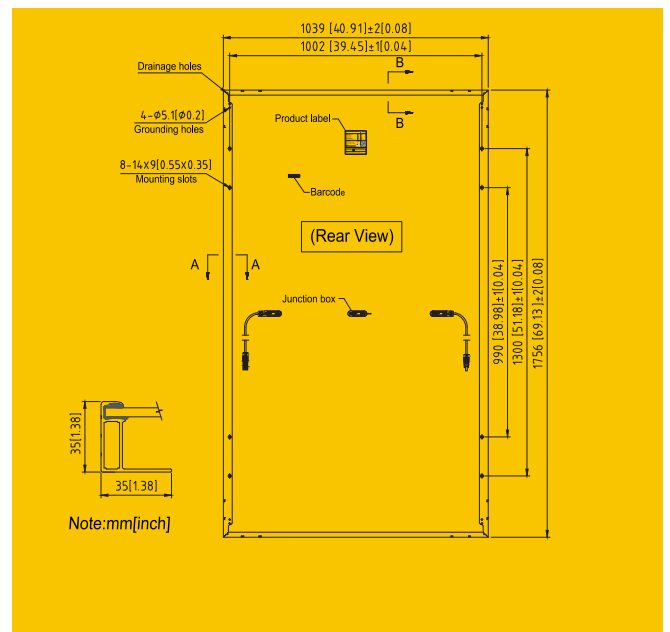
Nominal Module Operating Temperature (NMOT)	42±2°C
Temperature Coefficient of Pmax	-0.35 %/°C
Temperature Coefficient of Voc	-0.304 %/°C
Temperature Coefficient of Isc	0.050 %/°C

MECHANICAL CHARACTERISTICS

Solar Cell	Monocrystalline silicon 166 mm (9BB)
No. of Cells	120 (6 × 20)
Dimensions	1756 x 1039 x 35 mm
Weight	19.8 kgs
Front Glass	3.2 mm
Frame	Anodized aluminium alloy
Junction Box	IP68 rated (3 bypass diodes)
Output Cables	4.0 mm ² , symmetrical lengths (-) 1200 mm and (+) 1200 mm

PACKING CONFIGURATION

Container	20' GP	40' HC
Pieces per pallet	31+24	31+2
Pallets per container	6	26
Pieces per container	330	858



Current-Voltage & Power-Voltage Curve (370S)

